S U M U D

rhetoric of resistance in three movements

for two pianos and two percussion players

2013/14

maayan tsadka

Instrumentation

Two grand pianos, preferably amplified if played in a large hall.

Percussion Instruments:

Suspended Cymbal (2) (anywhere between14”-24”, two similar ones)
Triangle (2)
Timpani (4)
Orchestral chimes (1)
Crotales (1)
Felt and wood mallets

Perc. Player I: 1 sus, cymbal/ 1 triangle/ 2 timpani/ chimes
Perc. Player II: 1 sus cymbal/ 1 triangle/ 2 timpani/ crotales

Timpani Tuning:



Notation and Performance Instructions

Piano



U.C = una corda pedal

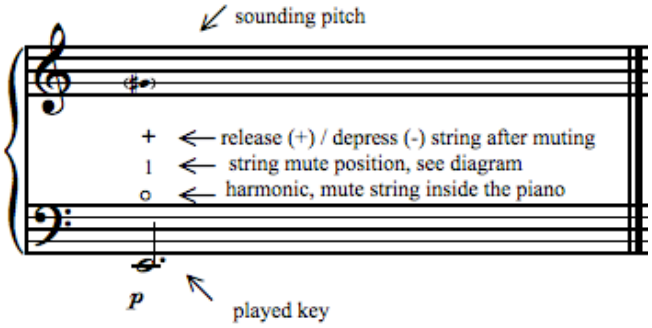

Percussion

Sus. cymbal
’ - choke the cymbal immediately after striking; don't mute completely;
with each recurrent hit, mute in a slightly different location, to evoke different resonance.

Timpani
C - strike center of head
R - strike head near the rim
N - normal striking position on head

Piano Preparation

For each of the following strings mark numbers from 1- 0 inside the piano along the strings. The numbers correspond to specific harmonics specified in the list below, and represented in the score by those numbers.

Prepared keys: A0, E1, G1, C#2, G2



For each of the above notes, mark the following harmonics using the given numbers (specified notes on staff below):

(1) two octaves+M3 higher, 5th partial, 1/5 of the string

(2) two octaves+m7 higher, 7th partial, 1/7 of the string

(3) one octave+P5th higher, 3rd partial, 1/3 of the string

(4) two octaves+M3 higher, 5th partial, 1/5 of the string

(5) two octaves+m7 higher, 7th partial, 1/7 of the string

(6) one octave higher, 2nd partial, ½ of the string

(7) one octave+P5th higher, 3rd partial, 1/3 of the string

(8) two octaves higher, 4th partial, ¼ of the string

(9) two octaves+M3 higher, 5th partial, 1/5 of the string

(0) two octaves+P5th higher, 6th partial, 1/6 of the string

(Z) far end of the string (similar to fundamental) 1st partial

(x1)behind the damper, close to the keys

(x2)close end of string to the keys

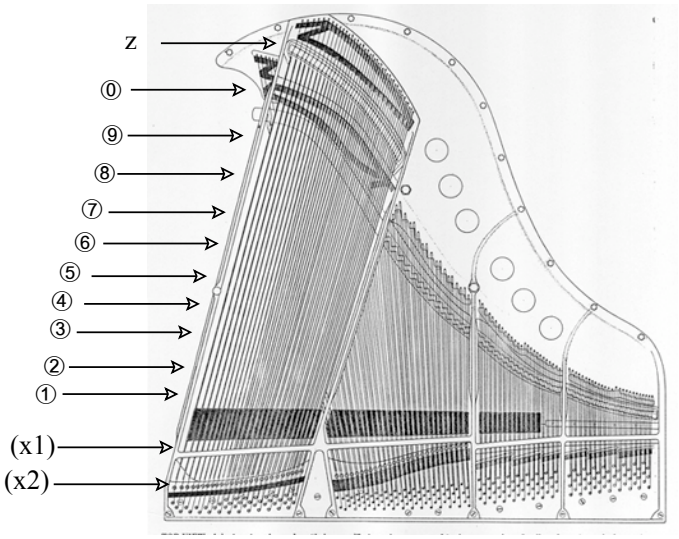

String Muting Positions: approximate sounding partials

Example for approximate sounding partials for G2 string up to the 7th harmonic. Notes in parenthesis indicate nodes along the string not to be marked. All notes to be read in treble clef unless specified otherwise.

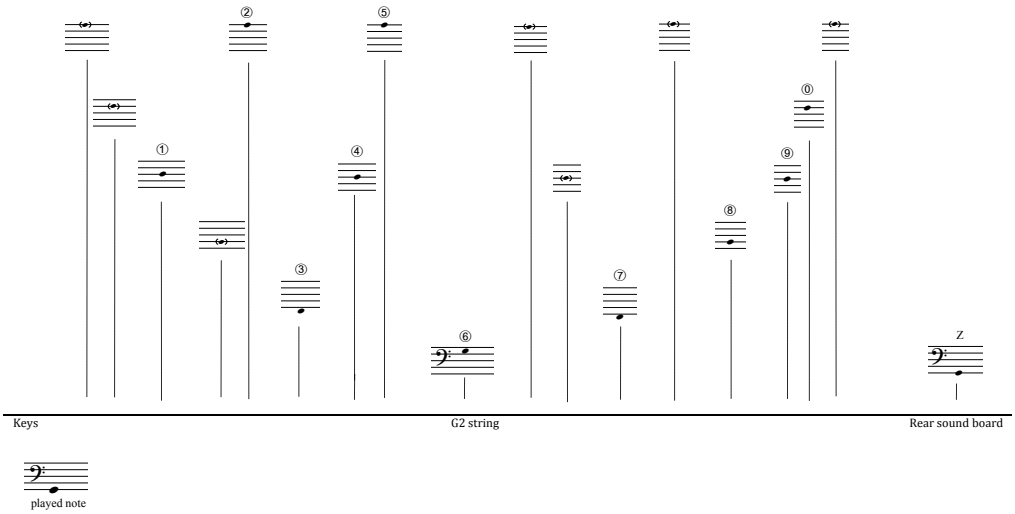

String Glissando

Only in the 2nd movement. To be played by the percussion players.
Represented in the score by numbers with a waved glissando line, ascending or descending.
Ascending glissando = towards the rear soundboard of the piano.
Descending glissando = towards the keyboard.
A double-head arrow between two numbers indicate muting the string between the specified harmonics.

④ - - → ⑦ descending glissando between partials 4 and 7

④ ↔ ⑤ mute the string between harmonics 4 and 5

S U M U D

maayan tsadka

I





* The string harmonics in this section are muted by Perc. player. [mm.31-37].

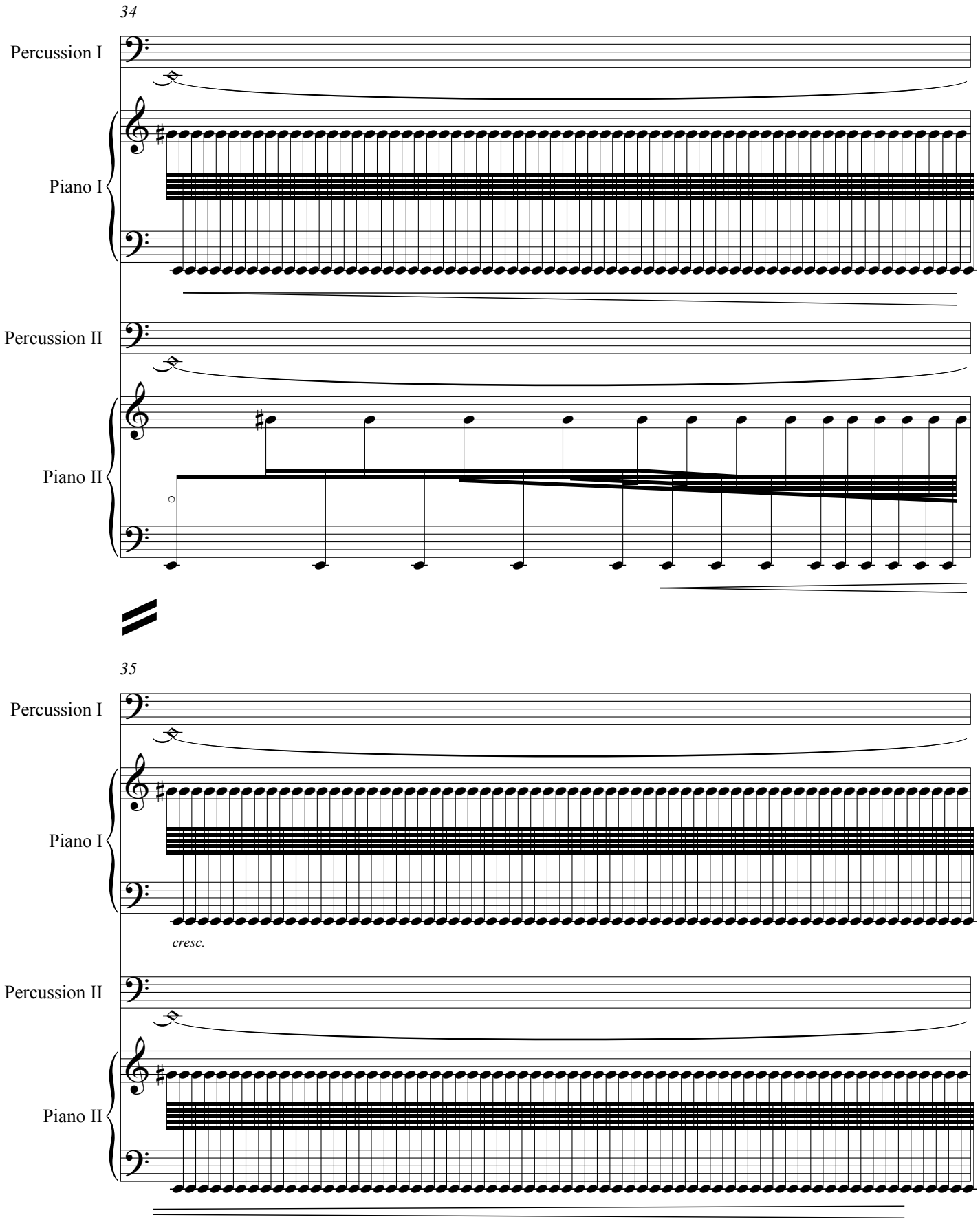
34
Percussion I
Piano I
Percussion II
Piano II
35
Percussion I
Piano I
cresc.
Percussion II
Piano II

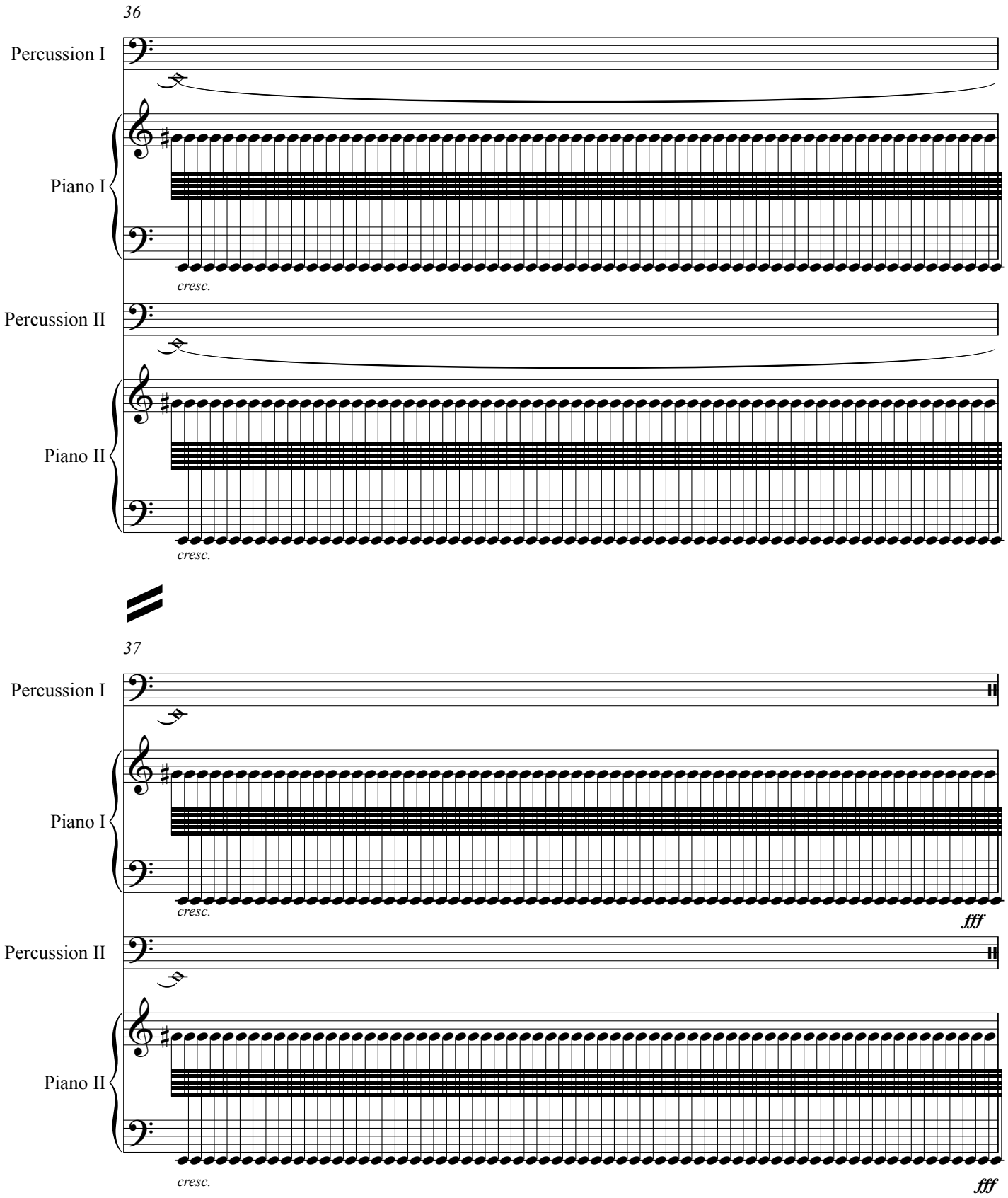
36
Percussion I
Piano I
cresc.
Percussion II
Piano II
cresc.
37
Percussion I
Piano I
cresc.
fff
Percussion II
Piano II
cresc.
fff


* optional: mute string by perc. player rather pianist (mm.41-44)
38
Percussion I
Piano I
mp
fff
p
x1
x2
8vb
Percussion II
Piano II
mp
p
x1
x2
8vb
42
Percussion I
app. 12' sec.
Piano I
cresc.
(8)
Percussion II
app. 12' sec.
Piano II
cresc.
(8)


43
Piano I
x2
(end of string, close to the keys)
+
(open)
fff
(8)
Piano II
x2
(end of string, close to the keys)
+
(open)
ppp
p
fff
(8)
50
Crotales
Percussion I
mp
Piano I
f
+
1
+
1
−
1
−
1
−
1
+
1
ff
Ped.
Piano II
f
sfz
Ped.



* Mm. 58-85 are not metered. The tempo is more or less rubato, bar lines are only for synchronicity. Listen to the released notes, add fermatas where you find it appropriate.


67
Piano II
mf
3
p
Ped.
70
Piano II
ff
71
Piano I
f
Piano II
p


75
Piano I
mp
p
Piano II
mp
Ped.
77
Crotales
Percussion I
pp
pp
ff
Piano I


79
Piano I
mp
Piano II
mf
f
82
Piano I
ff
mf
f
Piano II
ff
mf
f


85
♩=50
Piano I
ff
Alternate releasing between pianos
♩=50
Piano II
ff
mp
88
Piano I
f
f
Piano II
f
f


92
Piano I
Piano II
fff
3
Ped.
8va
94
Piano I
Percussion II
Piano II
ff
mf
Crotales
U.C.


95
Chimes
Percussion I
mf
(8)
Piano I
Ped.
U.C.
Percussion II
(8)
Piano II
♪=50
diamond shape notes=key held down
97
Piano II
mf
98
Piano II
poco dim.
99
Piano II
f
100
Piano II


101
Piano I
Piano II
f
102
Piano I
Piano II
103
Rubato
Piano I
*alternate release between hands
Piano II
104
Piano II
*alternate release between hands
105
Piano I
Piano II


Sus. cymbal
choke immidiately after hitting, but let it resonate. mute cymbal at a different spot each time
106
Percussion I
Piano I
mp
p
Sus. cymbal
choke immidiately after hitting, but let it resonate. mute cymbal at a different spot each time
107
Percussion II
Piano II
f
ff
108
Percussion I
Piano I
f
Percussion II
Piano II
mp
p
109
Percussion I
Piano I
Percussion II
Piano II
ff

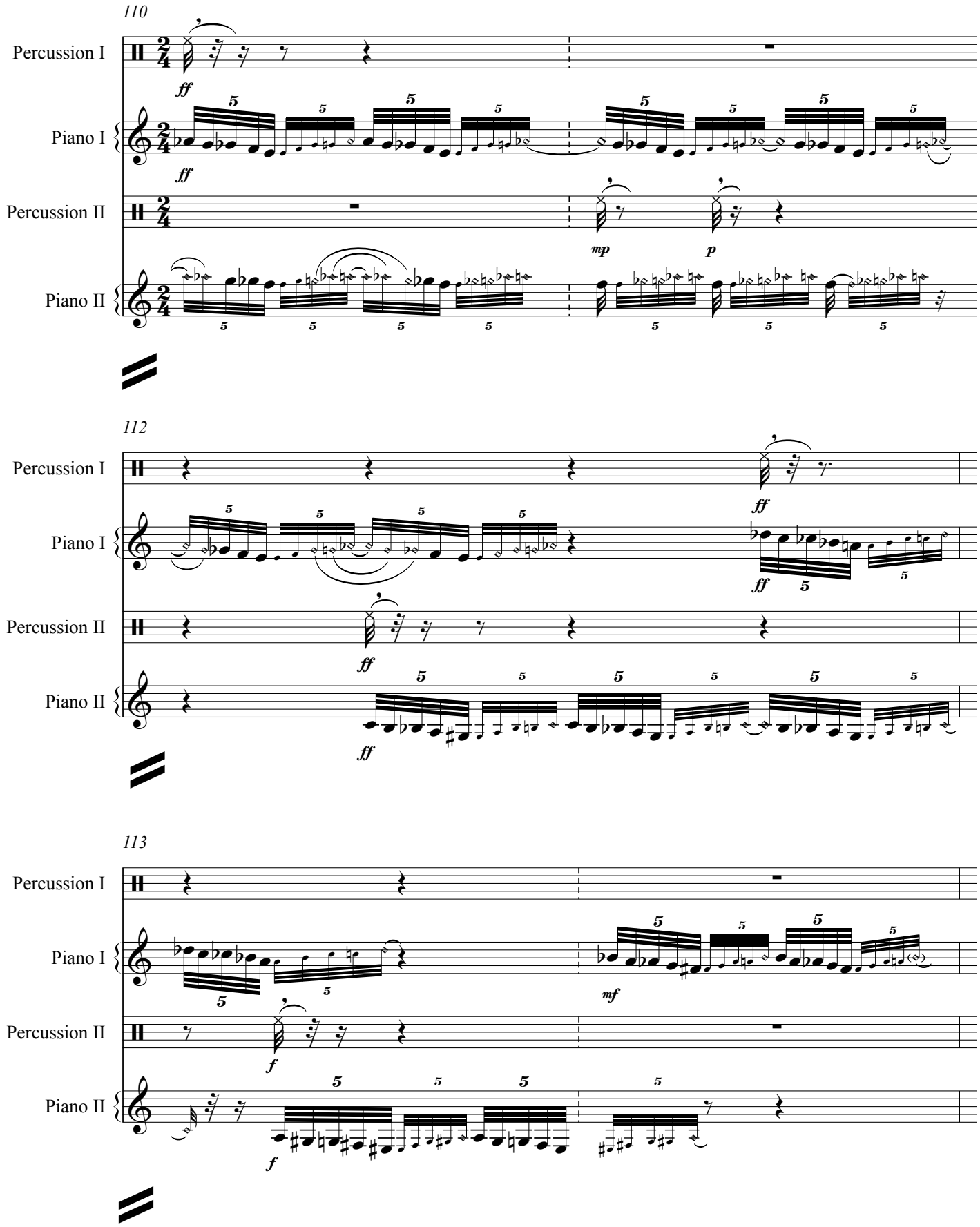
110
Percussion I
Piano I
Percussion II
Piano II
ff
mp
p
112
113
mf
f

115

Percussion I

fff

Piano I

*alternate release between hands

f *fff*

Percussion II

fff

Piano II

*alternate release between hands

f *fff*

116

♩=50

Percussion I

Piano I

Percussion II

Piano II

♩=50

f


121
Piano I
f
fff
Piano II
fff
130
Chimes
Percussion I
mf
Piano I
1
simile
mp
Piano II
1
simile
8vb
mp
8vb
8vb
135
Percussion I
mp
Piano I
mp
Piano II
mp


Chimes
139
Percussion I
crotales
Percussion II
Piano I
Piano II
1
142
ff
Piano II
147
ff
Piano II
151
ff
Piano I
Piano II
8vb


154
fff
Piano I
8vb
fff
Piano II
8vb
156
Piano I
8vb
Piano II
8vb
157
Piano I
(8)
Piano II
(8)

S U M U D

II


♩=130
Percussion I
mute position
string
Piano I
ff
Percussion II
mute position
string
Piano II
* between partials 4 and 5 (perc I) / 5-6 (perc II)


4
Percussion I
Piano I
ff
fff
Percussion II
Piano II


(low A string only)
7
Percussion I
Piano I
mp
Percussion II
(low A string only)
Piano II
pp
9
sim.
Percussion I
Piano I
Percussion II
sim.
poco cresc.
Piano II


11
Percussion I
Piano I
cresc.
ff
*same position applies to both strings
(on E string)
(A string)
Percussion II
Piano II
cresc.
f
15
(G string)
(A string)
(C# string)
(A + C# strings)
(A + E strings)
(E string)
(A string)
Percussion I
Piano I
Percussion II
Piano II
ff


(A + E strings)
(E + C# strings, A open)
(A string, rear soundboard)
slow gliss.
20
Percussion I
Piano I
8vb
(A + G strings)
(G + G' strings, A open)
(A string, rear soundboard)
Percussion II
Piano II
8vb
23
Percussion I
subito pp
Piano I
(8)
Percussion II
subito pp
Piano II
(8)


25
Percussion I
Piano I
ff
(8)
Percussion II
Piano II
ff
(8)
27
Percussion I
Piano I
(8)
Percussion II
Piano II
(8)


(A + G strings)
29
Percussion I
Piano I
8vb
X1
X2
X1
(A + E strings)
Percussion II
Piano II
8vb
(G + C# strings)
32
Percussion I
Piano I
ppp
8vb
ff
(E + G' strings)
Percussion II
Piano II
ppp
(8)
8vb


free ascending/descending glissando (open strings are also possible)
38
Percussion I
Piano I
(8)
Ped.
free ascending/descending glissando (open strings are also possible)
Percussion II
Piano II
(8)
ff
Ped.
♩=80
15ma
45
Piano I
ff
♩=80
15ma
Piano II
ff


(15)
46
Piano I
15ma
Piano II
15ma
47
Piano I
15ma
Piano II
Ped.
una corda
15ma
48
Piano I
15ma
Piano II
15ma
49
Piano I
15ma
Piano II
Ped.
una corda


triangle
50
Percussion I
pp
15ma
Piano I
15ma
Piano II
51
Percussion I
ff
(15)
Piano I
crotales
Percussion II
pp
(15)
Piano II


52
Percussion I
15ma
Piano I
Percussion II
ff
15ma
Piano II
(15)
53
Piano I
Percussion II
(15)
Piano II
15ma
54
Piano I
Ped.
una corda
15ma
Piano II
Ped.
una corda


55
15ma
Piano I
15ma
Piano II
56
(15)
Piano I
(15)
Piano II
57
(15)
Piano I
Ped.
una corda
15ma
Piano II
58
(15)
Piano I
(15)
Piano II


59
(15)
Piano I
15ma
Piano II
60
(15)
Piano I
(15)
Piano II
61
15ma
Piano I
15ma
Piano II
62
(15)
Piano I
(15)
Piano II
63
15ma
Piano I
15ma
Piano II

S U M U D


III
Regular timpani mallets
♩=60
Perc I Timpani
Perc II Timpani
Piano I
Piano II
N R C N R C
sfz sfz sfz sfz sfz sfz f
N R
sfz f
7
R C N
pp
R C
p
13
accel.
R N
f
accel.
N R
f
accel.
f
accel.
8vb
ff

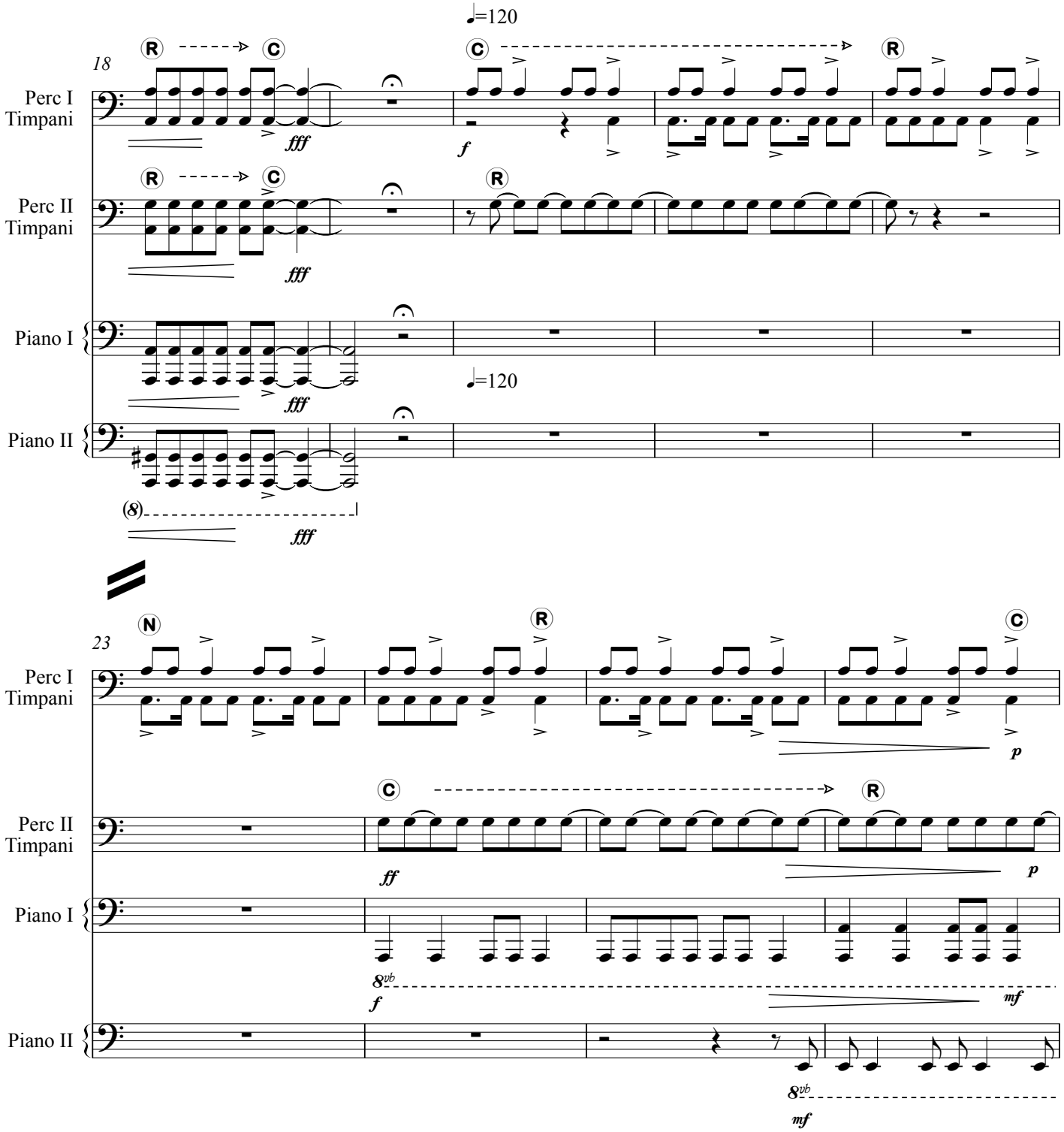
♩=120
18
Perc I
Timpani
Perc II
Timpani
Piano I
Piano II
fff
f
(8)
23
N
R
C
p
ff
8vb
mf


27
Perc I
Timpani
Perc II
Timpani
Piano I
Piano II
N
C
R
ff
31

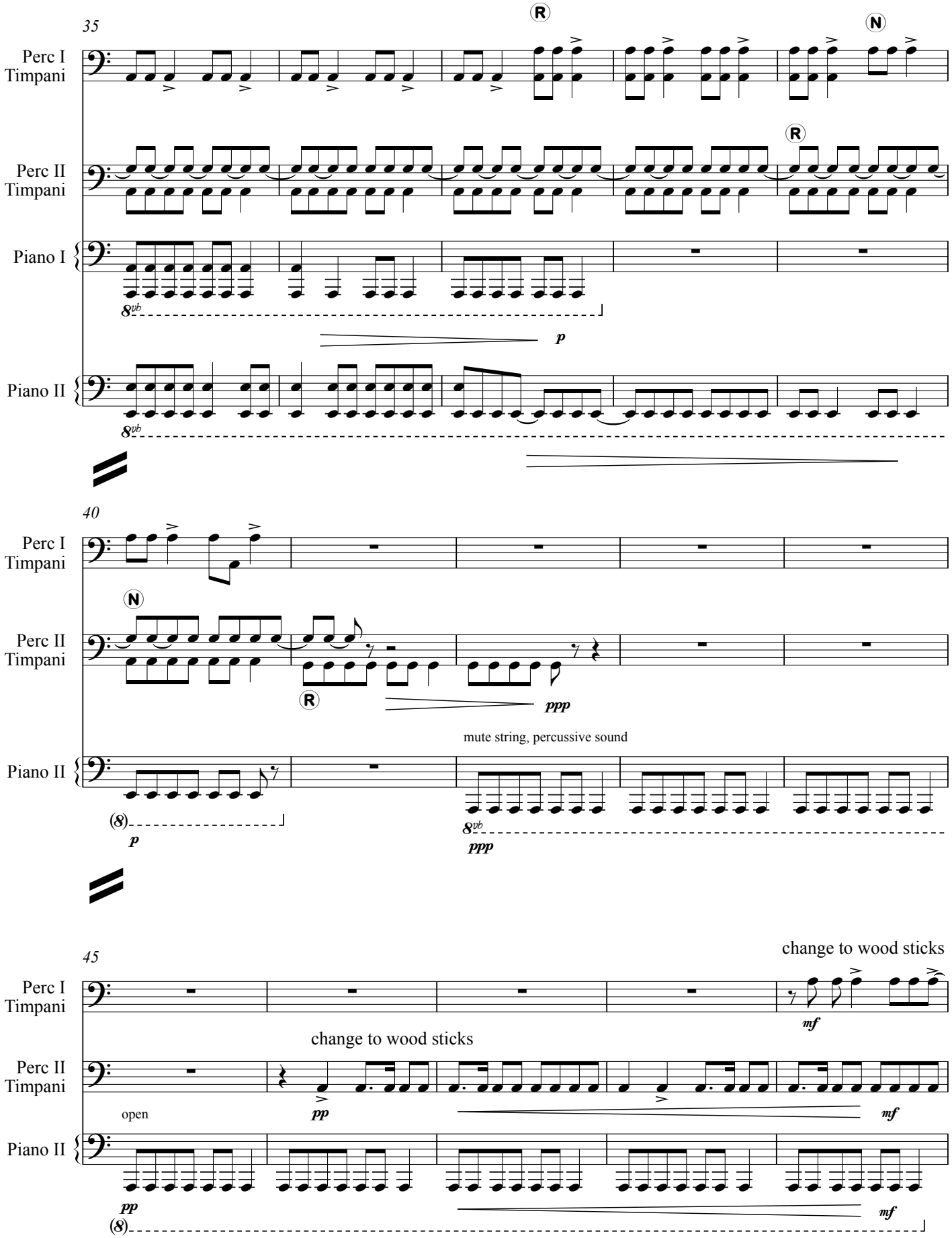
35
Perc I Timpani
Perc II Timpani
Piano I
Piano II
R
N
p
40
ppp
mute string, percussive sound
45
change to wood sticks
open
pp
mf

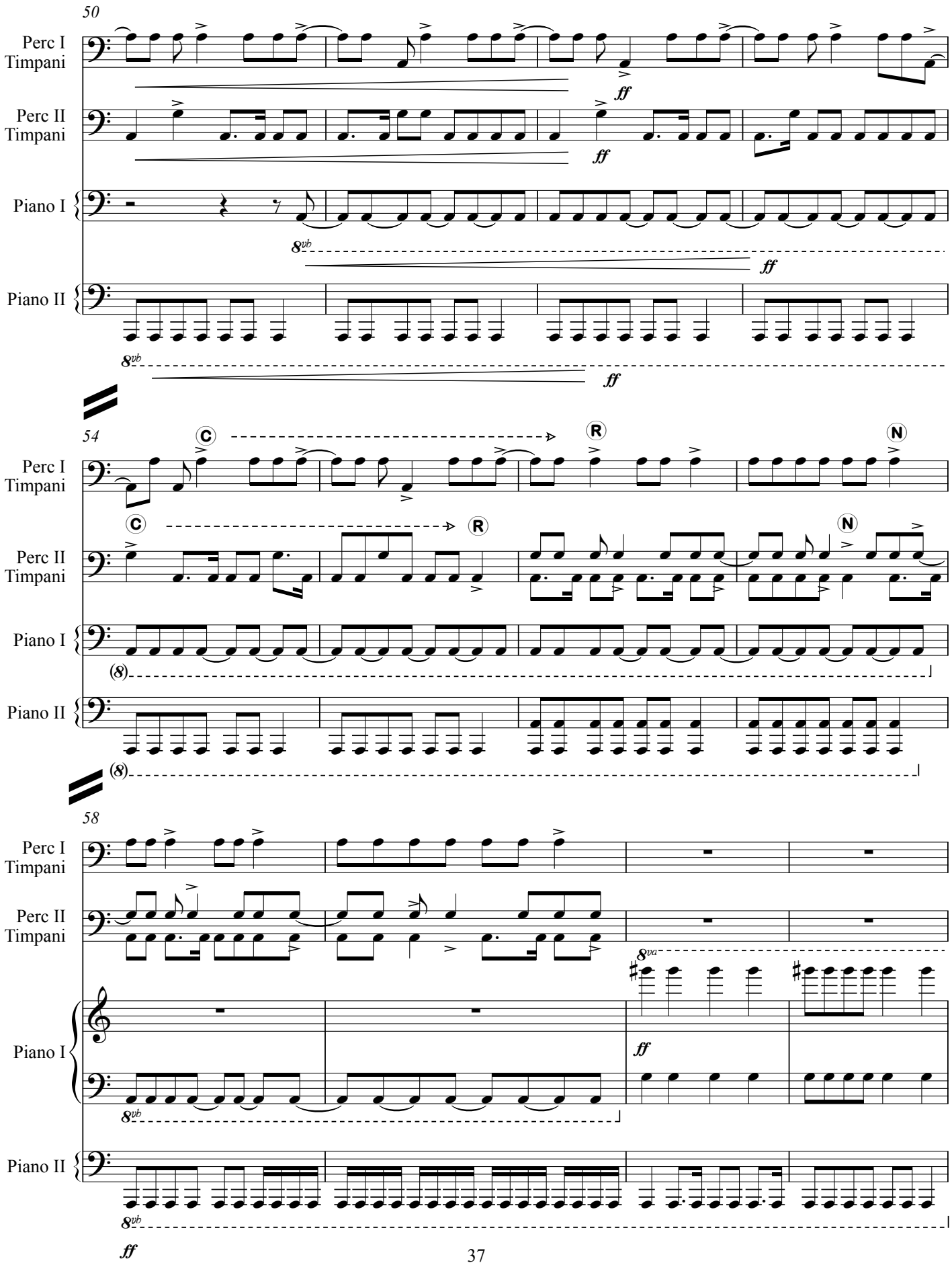
50
Perc I
Timpani
Perc II
Timpani
Piano I
Piano II
ff
8vb
54
C
R
N
58
8va


62
Perc I
Timpani
Perc II
Timpani
Piano I
Piano II
f
ff
8vb
65
R
N
C

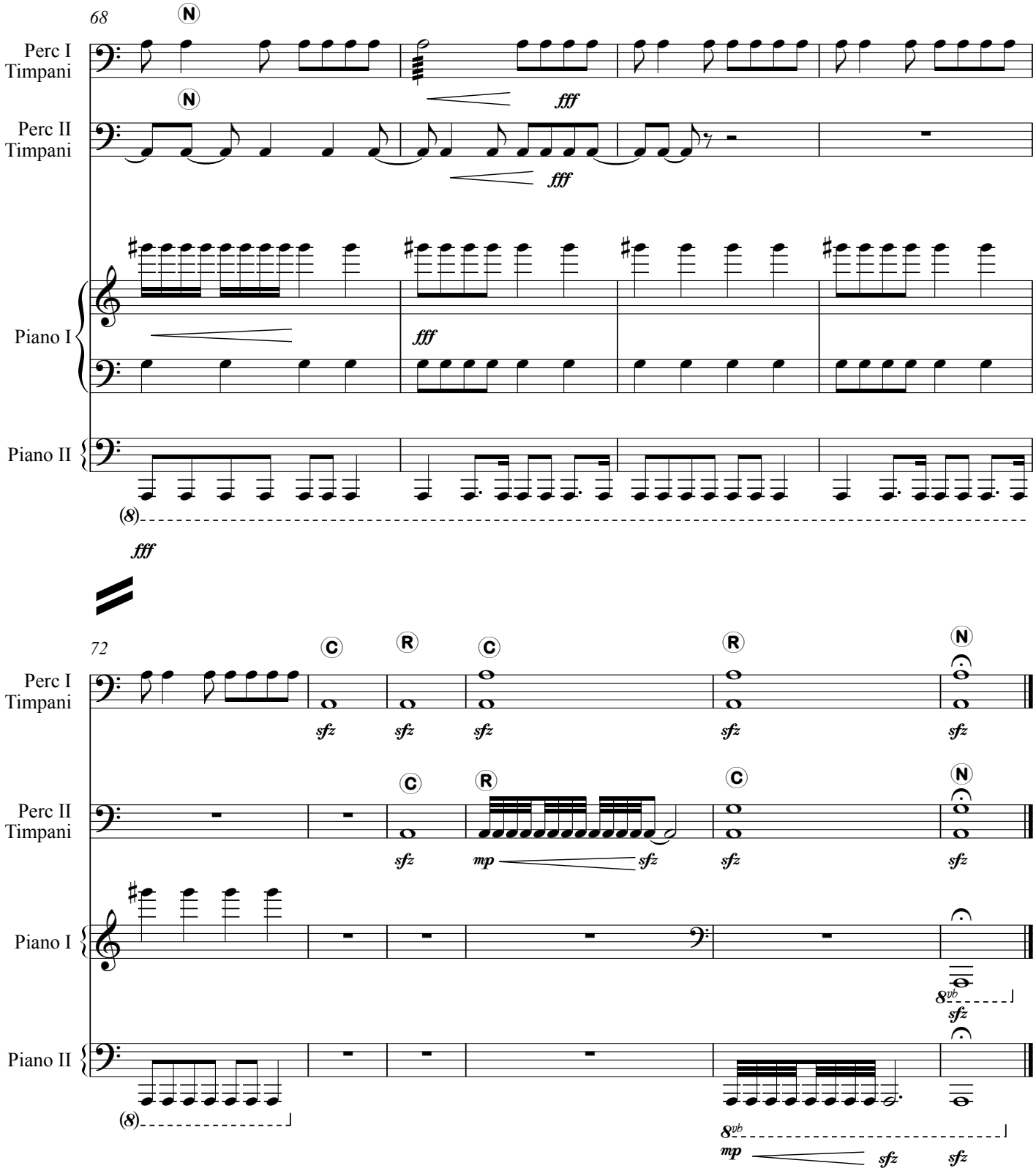
68
Perc I
Timpani
Perc II
Timpani
Piano I
Piano II
fff
fff
fff
fff
72
Perc I
Timpani
Perc II
Timpani
Piano I
Piano II
sfz
mp
sfz
8vb